

Indiana in the World


25.7%

of Indiana's gross domestic product came from international trade in 2017.¹

707,800

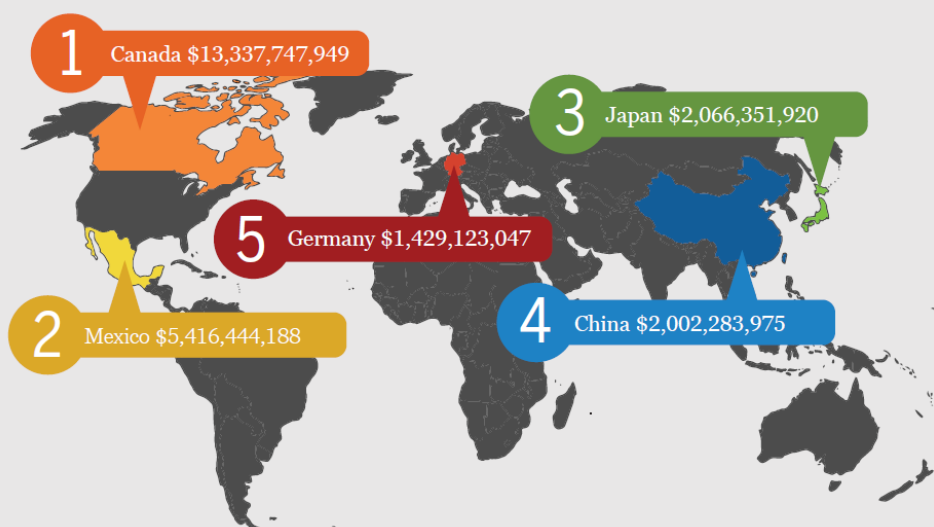
or nearly 1 in 5 Indiana jobs are supported by international trade, including imports and exports.²

Nearly 200,000 workers in Indiana are employed by foreign-owned companies from all over the world.²

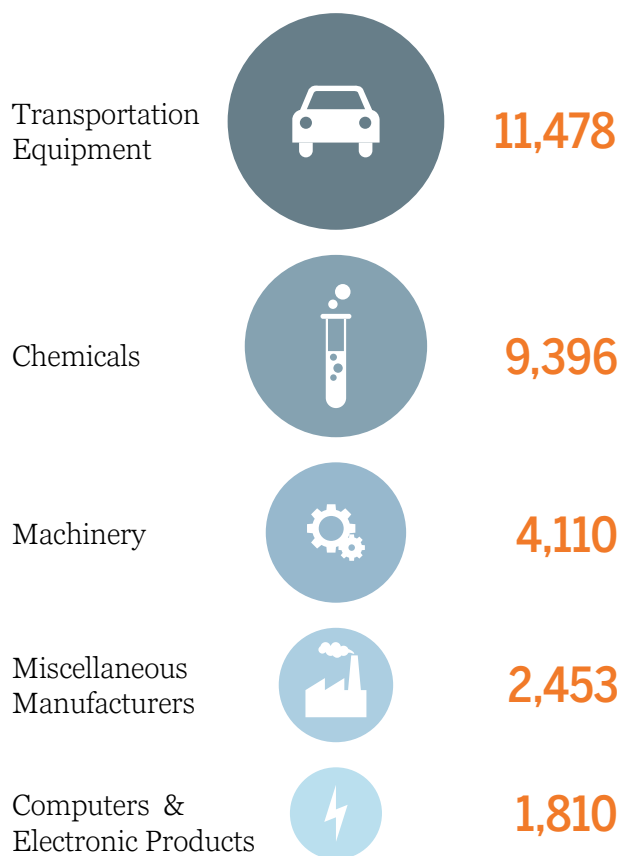


In 2017 Indiana was the 11th leading state in exports.³

Indiana's top export markets in 2018⁴



Indiana's Top Export Categories in 2017 (millions of dollars)⁵



Indiana exports valued **\$37.8 billion** in 2017.⁵

In 2016, out of Indiana's 8,313 exporters, **85%** are small and medium sized companies with less than 500 workers.²

Between 2006 and 2016, Indiana goods exports have increased by **58%** and services exports by **88%**.²



8.4%

of Hoosiers speak a language other than English at home and more than **275** languages are spoken within homes throughout Indiana.⁶



85%

of Indiana teachers, educators, and administrators agree that world language instruction is important or very important.⁷



21

dual language programs are currently offered or are soon to be offered in Indiana, marking a significant increase.⁸

Foreign Investment in Indiana

(May 2018)

954 TOTAL COMPANIES

EACH UNIQUE FLAG IN A COUNTY REPRESENTS ONE OR MORE COMPANIES OF THE FOLLOWING ORIGIN

- 15 AUSTRALIA
- 12 AUSTRIA
- 2 BELGIUM
- 13 BRAZIL
- 71 CANADA
- 20 CHINA
- 5 DENMARK
- 5 FINLAND
- 49 FRANCE
- 121 GERMANY
- 4 HONG KONG
- 9 INDIA
- 38 IRELAND
- 8 ISRAEL
- 29 ITALY
- 283 JAPAN
- 1 LIECHTENSTEIN
- 23 LUXEMBOURG
- 11 MEXICO
- 30 NETHERLANDS
- 5 NEW ZEALAND
- 5 NORWAY
- 1 POLAND
- 1 QATAR
- 1 RUSSIA
- 4 SAUDI ARABIA
- 2 SINGAPORE
- 2 SOUTH AFRICA
- 9 SOUTH KOREA
- 14 SPAIN
- 21 SWEDEN
- 39 SWITZERLAND
- 5 TAIWAN
- 1 THAILAND
- 1 TURKEY
- 1 UNITED ARAB EMIRATES
- 78 UNITED KINGDOM

INCLUDING JOINT VENTURES

- 1 AUSTRALIA & SPAIN
- 1 AUSTRIA & GERMANY
- 1 CHINA & ITALY
- 2 FRANCE & GERMANY
- 2 GERMANY & JAPAN
- 1 INDIA & SINGAPORE
- 1 JAPAN & LUXEMBOURG
- 1 JAPAN & SWITZERLAND
- 5 JAPAN & UNITED STATES



MARION COUNTY



Source: Indiana Economic Development Corporation, <https://www.iecd.in.gov/international/us/assets/Foreign-Investment.pdf>

1. Mark Perry, American Enterprise Institute, <https://www.aei.org/publication/how-important-is-international-trade-to-each-us-states-economy-pretty-important-for-most-us-states/>

2. Business Roundtable, https://tradepartnership.com/wp-content/uploads/2019/01/BRT_TRADE_2018_Indiana.pdf

3. GlobalEdge, Indiana: Trade Statistics, https://globaledge.msu.edu/states/indiana/tradestats#source_1

4. International Trade Administration, US Dept. of Commerce, <http://tse.export.gov/TSE/TSEHome.aspx>

5. International Trade Administration, "Indiana Exports, Jobs, and Foreign Investment" <https://www.trade.gov/mas/ian/statereports/states/in.pdf>

6. US Census Bureau, American Community Survey data, https://factfinder.census.gov/faces/tableservices/jsf/pages/productview.xhtml?pid=ACS_16_5YR_S1601&prodType=table

7. 2014 Report on the State of Global Learning In Indiana Schools, <https://www.doe.in.gov/sites/default/files/ccr/2014-report-global-learning-indiana.pdf>

8. Indiana Department of Education, <https://www.doe.in.gov/standards/dual-language-immersion>